

eve room 

Get Started

池插

始める

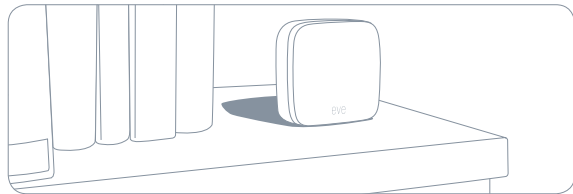
Get started・池插・始める

①

Insert the included AA batteries and place Eve Room on an even surface.

将随附的 AA 电池插入，并将 Eve 房间放在平稳表面上。

付属の単3電池を入れ、Eve Roomを平らな場所に置いてください。



②

Eve Room will adjust to its surroundings automatically throughout the first week in its new home. Air quality can vary based on many factors, and Eve Room will learn how to accurately judge air quality during this time.

在放入新家的第一个星期，Eve 房间会根据环境自动进行调节。空气质 基于许多因素，这期间 Eve 房间将学会如何准确判断。

Eve Roomは、新しい場所に設置されてから1週間で自動的にその環境に適応します。エアクオリティはさまざまな要素に影響を受けますので、Eve Roomはこの間に正確に判断する方法を習得します。

②

Download the Elgato Eve app from the App Store.


从 App Store 下载 Elgato Eve 应用程序。

Elgato Eve AppをApp Storeからダウンロードします。

🔍 Elgato Eve



Download on the
App Store




③

Open the Elgato Eve app and tap Add Accessory. Eve will now guide you through the setup process.

打开 Elgato Eve 应用程序，并选取“添加附件”。Eve 现在将引导您完成设置过程。

Elgato Eve app を開き、“アクセサリを追加”をタップすると、Eve が設定をご案内します。

Add Accessory



If you have already set up another accessory, go to the Eve settings to add Eve Room to your home.

如果您已有設置其他 Eve 產品，則可直接前往 Eve 設定將 Eve 房間添加到您家中。

別のアクセサリを既に設定している場合は、Eve の設定から Eve Room をご自宅に追加してください。

This device complies with part 15 of the FCC Rules and Industry Canada licence-exempt RSS standard(s). Operation is subject to the following two conditions: (1) This device may not cause interference, and (2) this device must accept any interference received, including interference that may cause undesired operation.

This equipment has been tested and found to comply with the limits for a Class B digital device, pursuant to part 15 of the FCC Rules. These limits are designed to provide reasonable protection against harmful interference in a residential installation. This equipment generates, uses and can radiate radio frequency energy and, if not installed and used in accordance with the instructions, may cause harmful interference to radio communications. However, there is no guarantee that interference will not occur in a particular installation. If this equipment does cause harmful interference to radio or television reception, which can be determined by turning the equipment off and on, you are encouraged to try to correct the interference by one or more of the following measures: reorient or relocate the receiving antenna; increase the separation between the equipment and receiver; consult the dealer or an experienced radio/TV technician for help.

This Class B digital apparatus complies with Canadian ICES-003.

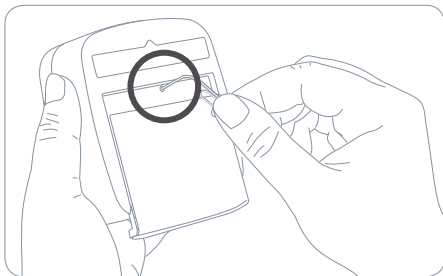
Changes or modifications not expressly approved by Elgato Systems could void your authority to operate this device.

Hereby, Elgato Systems declares that this device is in compliance with the essential requirements and other relevant provisions of Directive 1999/5/EC. The declaration of conformity is available at www.elgato.com/doc

Le présent appareil est conforme aux CNR d'Industrie Canada applicables aux appareils radio exempts de licence. L'exploitation est autorisée aux deux conditions suivantes : (1) l'appareil ne doit pas produire de brouillage, et (2) l'utilisateur de l'appareil doit accepter tout brouillage radioélectrique subi, même si le brouillage est susceptible d'en compromettre le fonctionnement. Cet appareil numérique de la classe B est conforme à la norme NMB-003 du Canada.

For questions about Elgato product compliance with FCC regulations, please contact: Compliance Officer, Elgato Systems, 900 Kearny St. #750, San Francisco, CA 94133.

Product: 1ER105001001 • Model: 2ER309901000 • Part: 2ER305004010
SNE-ROOM-001 • IC ID: 11192A-ROOM001




Please keep your HomeKit Setup Code in a safe place. You need it to securely add Eve to your home, and nobody but you has a copy.

请务必将 HomeKit 安全代码存放在安全的地方。您需要用它将 Eve 安全地添加到您家中。除您之外没有人拥有副本。

HomeKit セットアップコードは Eve をご自宅に安全に追加するために必要です。HomeKit セットアップコードは安全な場所に保管し、人目に触れないように管理してください。



eve room 



Room • 房间 • 部屋:

Notes • 备注 • メモ:

.....

